


Kitties in Sweaters



Supplies:
Half sheet construction paper
3-5 strips other colors of paper
Scissors
Marker



Draw this design on paper and cut out.




Draw cat face details.




Fold paper up from the bottom and cut about six slits in paper.



Unfold paper and weave papers into the slits.



Trim extra paper and draw lines to define the top and bottom of sweater.



Craft inspired by similar craft at [Pink Stripey Socks blog](#).